



POLYCOR

OUR STONE. YOUR IDEAS.

Hello,

Here is the procedure to import the material library into Revit.

On a computer with Revit 2019 installed:

1. Unzip the ".zip" archive into a temporary folder.
2. In the Windows File Explorer, navigate to the "C: \ Program Files (x86) \ Common Files \ Autodesk Shared \ Materials \ Textures" folder and create a new folder called "Polycor".
3. Copy all "Textures" image files from the temporary folder to this new folder.
4. In the Windows File Explorer, navigate to the "C: \ Program Files (x86) \ Common Files \ Autodesk Shared \ Materials \ 2019" folder.
5. Copy the file "Polycor Natural Stones.adsklib" from the temporary folder to this folder.
6. Launch Revit.
7. Open the "Material Browser" window in the "Manage> Material" menu.
8. Press the button "Creates, opens and edits user-defined libraries> Open Existing Library".
9. Navigate to the "C: \ Program Files (x86) \ Common Files \ Autodesk Shared \ Materials \ 2019" folder.
10. Select the "Polycor Natural Stones.adsklib" file.
11. For online rendering: "File> Options> Rendering> Additional render appearance paths" and add the path to the textures: "C: \ Program Files (x86) \ Common Files \ Autodesk Shared \ Materials \ textures \ Polycor".
12. Add path to the .adsklib file: "C: \ Program Files (x86) \ Common Files \ Autodesk Shared \ Materials \ 2019"

Materials will then be available in the project and may be assigned to surfaces.




POLYCOR
OUR STONE. YOUR IDEAS.



The following images are a preview of the rendering of our stones if all the lighting parameters are adjusted properly.

AMERICAN BLACK[®]

ANTIQUE



FLAMED








POLYCOR

OUR STONE. YOUR IDEAS.

HONED



POLISHED







POLYCOR
OUR STONE. YOUR IDEAS.

BARRE GRAY®

ANTIQUE



FLAMED







POLYCOR

OUR STONE. YOUR IDEAS.

HONED



POLISHED







POLYCOR
OUR STONE. YOUR IDEAS.

BETHEL WHITE®

ANTIQUÉ



FLAMED







POLYCOR

OUR STONE. YOUR IDEAS.

HONED



POLISHED








POLYCOR
OUR STONE. YOUR IDEAS.

CALEDONIA

ANTIQUE



FLAMED







POLYCOR

OUR STONE. YOUR IDEAS.

HONED



POLISHED









POLYCOR
OUR STONE. YOUR IDEAS.

CAMBRIAN BLACK®

ANTIQUÉ



FLAMED








POLYCOR

OUR STONE. YOUR IDEAS.

HONED



POLISHED







POLYCOR
OUR STONE. YOUR IDEAS.

LAURENTIAN GREEN

ANTIQUÉ



FLAMED







POLYCOR

OUR STONE. YOUR IDEAS.

HONED



POLI







POLYCOR
OUR STONE. YOUR IDEAS.

PEARL GREY

ANTIQUÉ





HONED






POLYCOR
OUR STONE. YOUR IDEAS.

POLISHED



SANDBLASTED







POLYCOR
OUR STONE. YOUR IDEAS.

PICASSO

ANTIQUE



FLAMED









POLYCOR

OUR STONE. YOUR IDEAS.

HONED



POLISHED








POLYCOR
OUR STONE. YOUR IDEAS.

SAINT CLAIR LINEAR

ANTIQUE





HONED





POLYCOR
OUR STONE. YOUR IDEAS.

POLISHED



SANDBLASTED

